

















M	HSS	HSS-E	DIN 371	ISO 2-6H	ISO 6H
---	-----	-------	---------	----------	--------

ISO metric threading DIN 13			coarse pitch													
									Vaporized							
			F 7829/9	F 7830	F 7833	F 7833/1	F 7838	F 7839	F 7842							
Model			—	4050	7010 Rapid	7010/78 Rapid-Vap	4052	4052 LH	4030 Rsp							
DIN			371	371	371	371	371	371	371							
Version/Shape			Lead chamfer	a	B/lead chamfer	B/lead chamfer	C	C/Left	C/right helix 15°							
Steel			HSS	HSS-E	HSS-E	HSS-E	HSS-E	HSS-E	HSS-E							
Tolerance			ISO 6H	ISO 2-6H	ISO 2-6H	ISO 2-6H	ISO 2-6H	ISO 2-6H	ISO 2-6H							
For holes																
For material group:			1.1	1.1	1.1	1.1 - 1.2	1.1	1.1	1.1							
M	Lead mm	Pilot hole Ø mm	Code F 7829	Each €	Code F 7830	Each €	Code F 7833	Each €	Code F 7833	Each €	Code F 7838	Each €	Code F 7839	Each €	Code F 7842	Each €
2	0,4	1,60	—		—		—		—		0002		—		0002	
2,2	0,45	1,75	—		—		0022		—		—		—		0022	
2,3	0,4	1,90	—		—		—		—		0023		—		0023	
2,5	0,45	2,05	—		—		—		—		0025		—		0025	
3	0,5	2,50	9003		0003		0003		1003		0003		0003		0003	
3,5	0,6	2,90	—		—		0035		—		0035		0035		—	
4	0,7	3,30	9004		0004		0004		1004		0004		0004		0004	
4,5	0,75	3,70	—		—		—		—		0045		—		—	
5	0,8	4,20	9005		0005		0005		1005		0005		0005		0005	
6	1	5,00	9006		0006		0006		1006		0006		0006		0006	
7	1	6,00	—		—		0007		—		0007		—		—	
8	1,25	6,80	9008		0008		0008		1008		0008		0008		0008	
9	1,25	7,80	—		—		0009		—		—		—		—	
10	1,5	8,50	9010		0010		0010		1010		0010		—		0010	
12	1,75	10,20	9012		—		0012		—		—		—		—	

For larger diameters, see machine taps DIN 374 → F 4 pag. 546

To choose the right tap and coating indication, see tables from page 526